



# Alameda County Behavioral Health AB 109 Funding Proposal, FY 22/23

Yvonne Jones, LCSW Associate Director, Forensic Diversion, Re-entry Services System of Care, Out-patient Services

Jill Louie, Budget and Fiscal Services Director

Ricca Espiridion, Assistant Director, SUD Continuum of Care

# ACBH Funding Recommendations for AB 109 Eligible Population – Multiple Programs

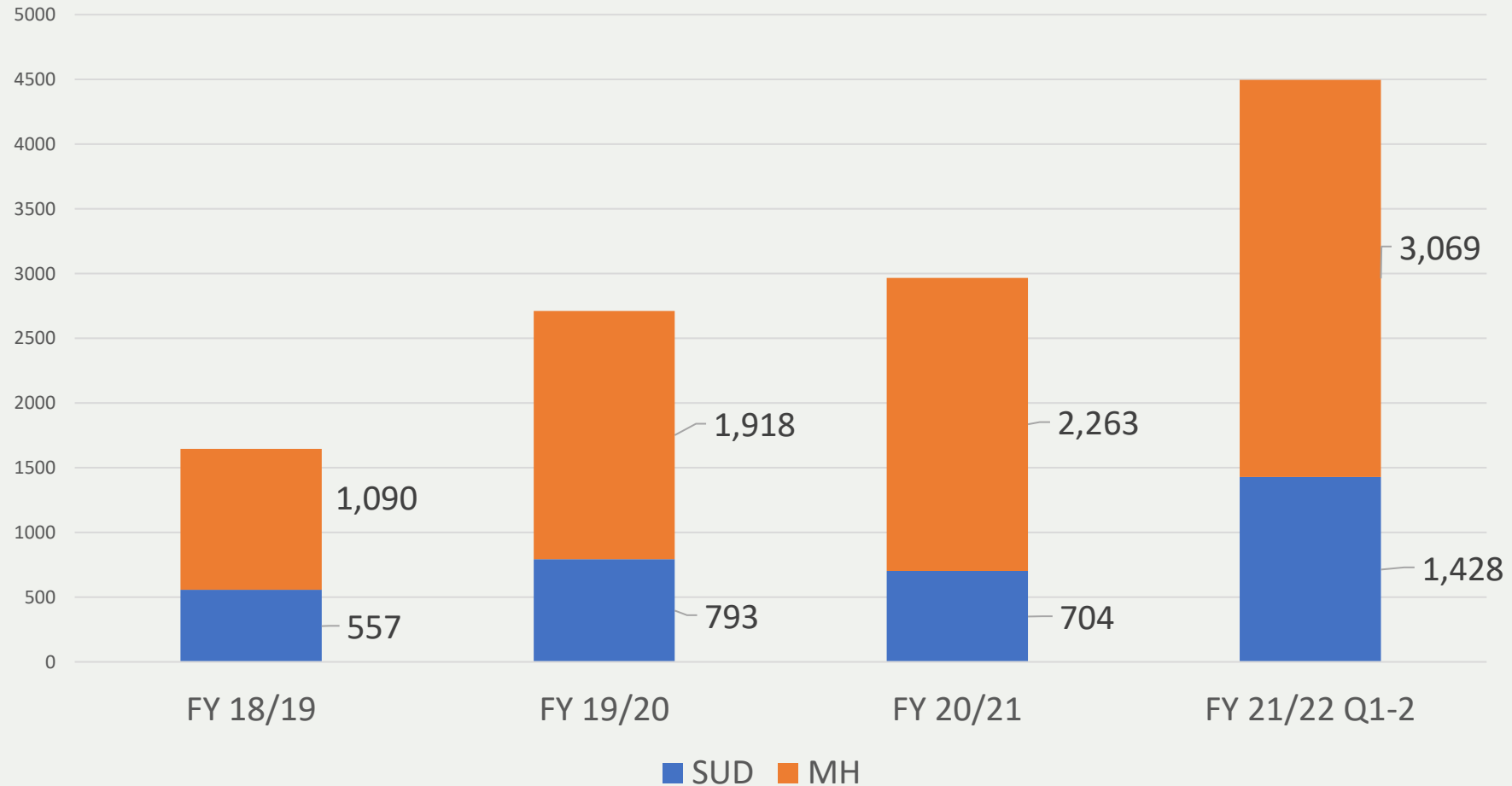
Previous Allocation FY 21/22  
\$4,085,225

ACBH COLA increases for CBO Providers  
FY 20/21 \$142,983  
FY 21/22 \$132,770  
FY 22/23 \$122,557  
**Total: \$398,309**

**Recommendation:**  
**\$4,483,534**  
**1-year Extension 7/1/2022 thru 6/30/2023**



# AB 109 Clients Receiving ACBH Services FY 18/19 to FY 21/22 Q1&2



# Mental Health Services for AB 109 Clients

**Case Management:** Intensive case management programs, including full service partnerships and service teams

**Crisis Services:** Crisis response program services

**Hospital:** Psychiatric emergency in-patient services

**Outpatient:** Non-intensive case management outpatient treatment services, including wellness centers and “Level 3” providers

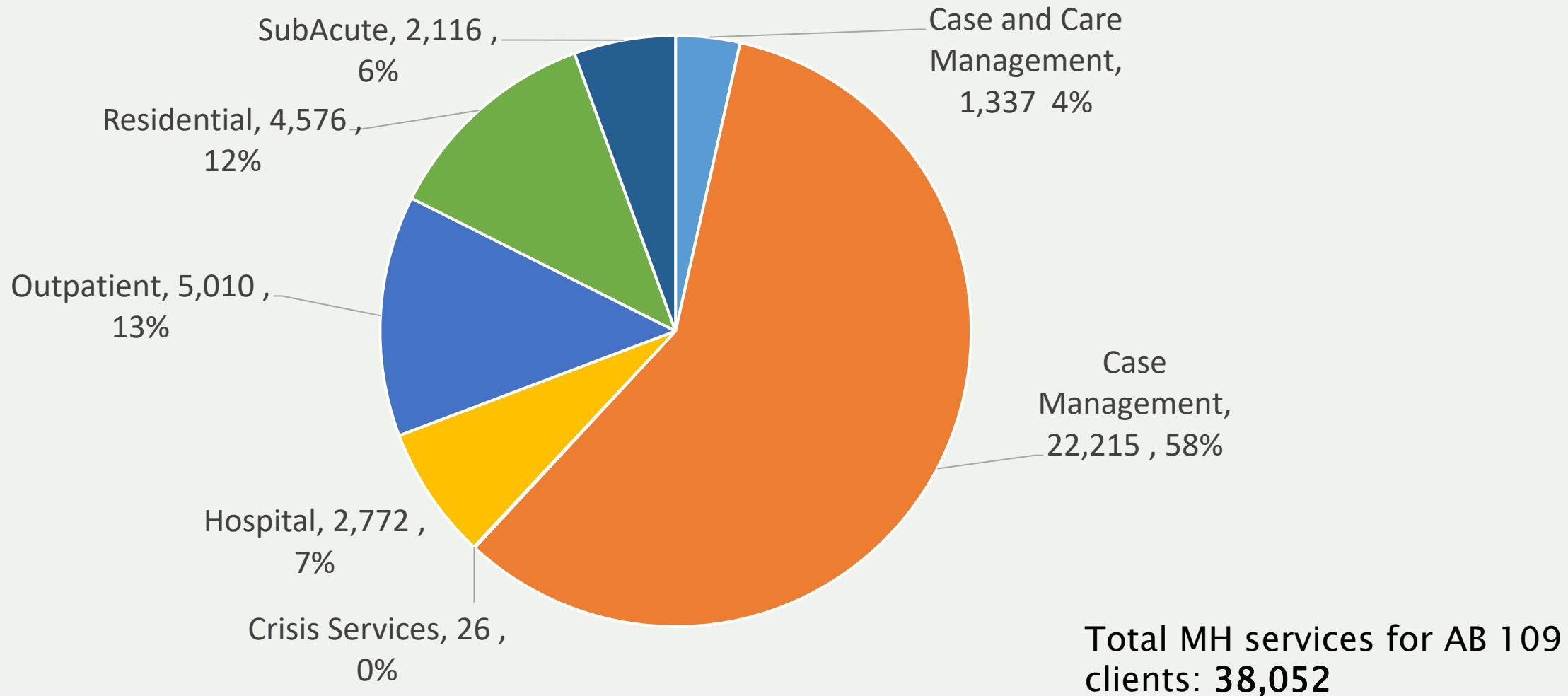
**Residential:** Crisis residential treatment programs

**Subacute:** Twenty-four hour intensive treatment programs

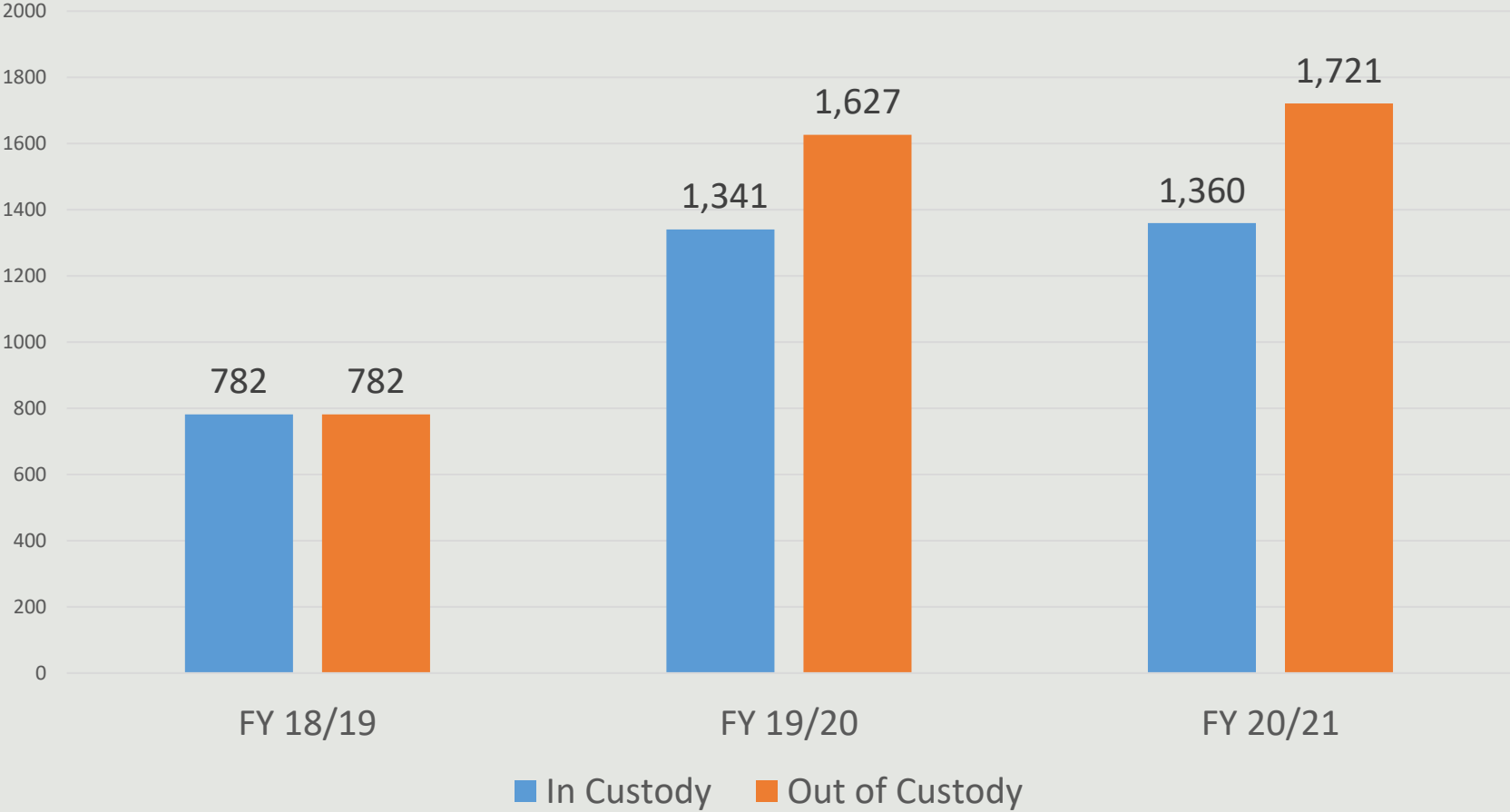
**Transitional Case Management:** Intensive reentry-focused case management program incorporating pre-release discharge planning services in Santa Rita Jail



# Number & Percent of Services by Mental Health Modality for AB 109 Clients, FY 20/21



# AB 109 Mental Health Clients Served In Custody & Out of Custody, FY 18/19 to FY 20/21



# AB 109 Clients with Fewer Psychiatric Hospitalizations After Case Management Enrollment

Fiscal Year	Case Management Clients With Prior Hospitalization	Hospitalized Less After Case Management	Hospitalized Same After Case Management	Hospitalized More After Case Management
2018 – 2019	40	63%	23%	15%
2019 – 2020	167	68%	18%	14%
2020 - 2021	147	67%	18%	14%



# AB 109 Clients without Readmission to Psychiatric Emergency Services

Fiscal Year	PES Clients	Re-Admission Clients	No Re-Admission Clients	% without Admission within 30-days
2018 - 2019	334	78	256	77%
2019 - 2020	580	139	441	76%
2020 - 2021	552	145	407	74%





# Substance Use Disorder Services for AB 109 Clients

**Criminal Justice Care Management:** Assessment, referrals, and intensive care management to facilitate ongoing treatment and service coordination

**Withdrawal Management/Sobering:** Management of symptoms and complications of substance withdrawal i.e. detoxification

**Narcotics Treatment Program:** Opioid medication assisted treatment

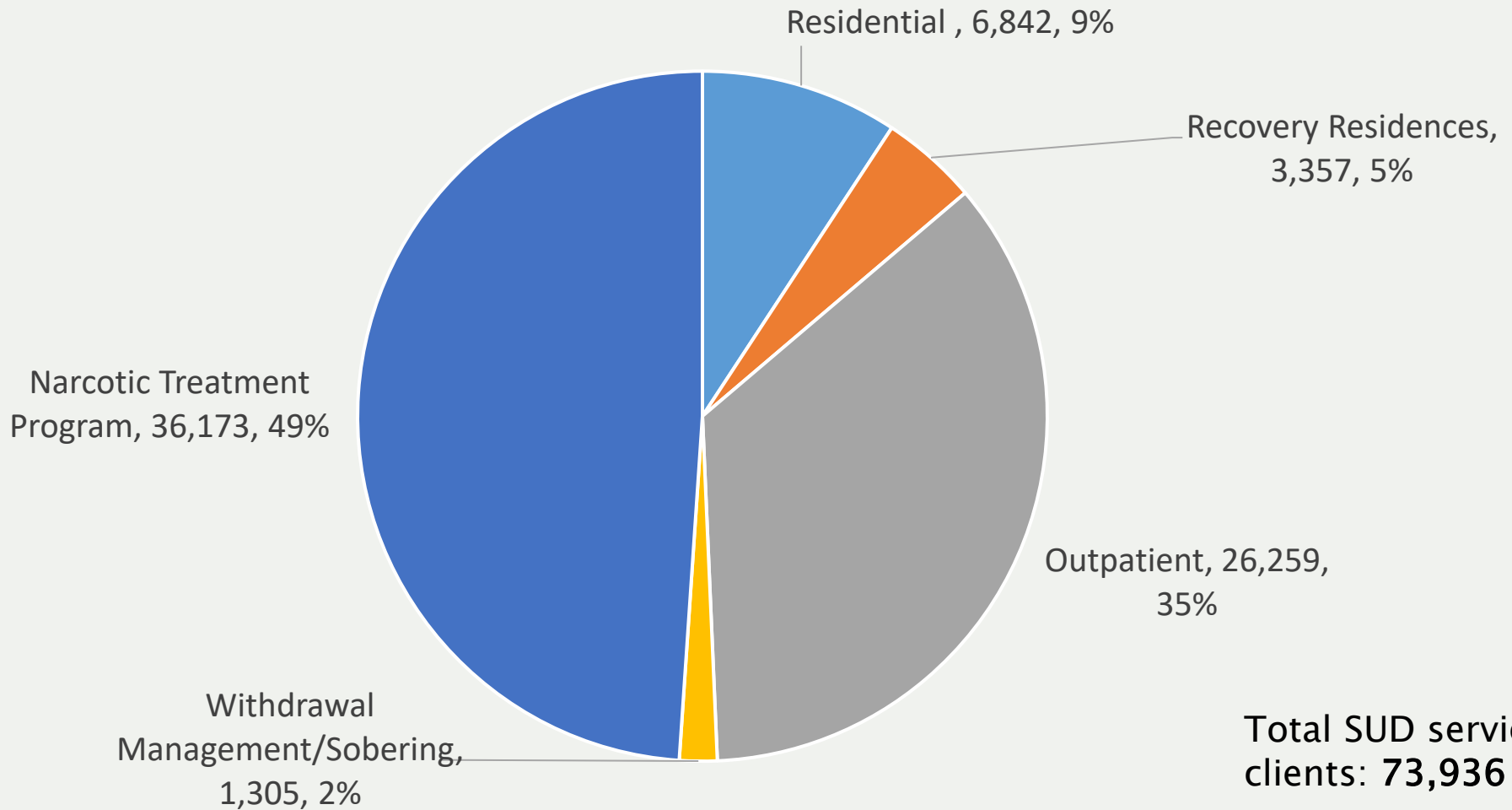
**Outpatient:** Treatment & case management services

**Recovery Residences:** Sober living environments to support outpatient SUD services

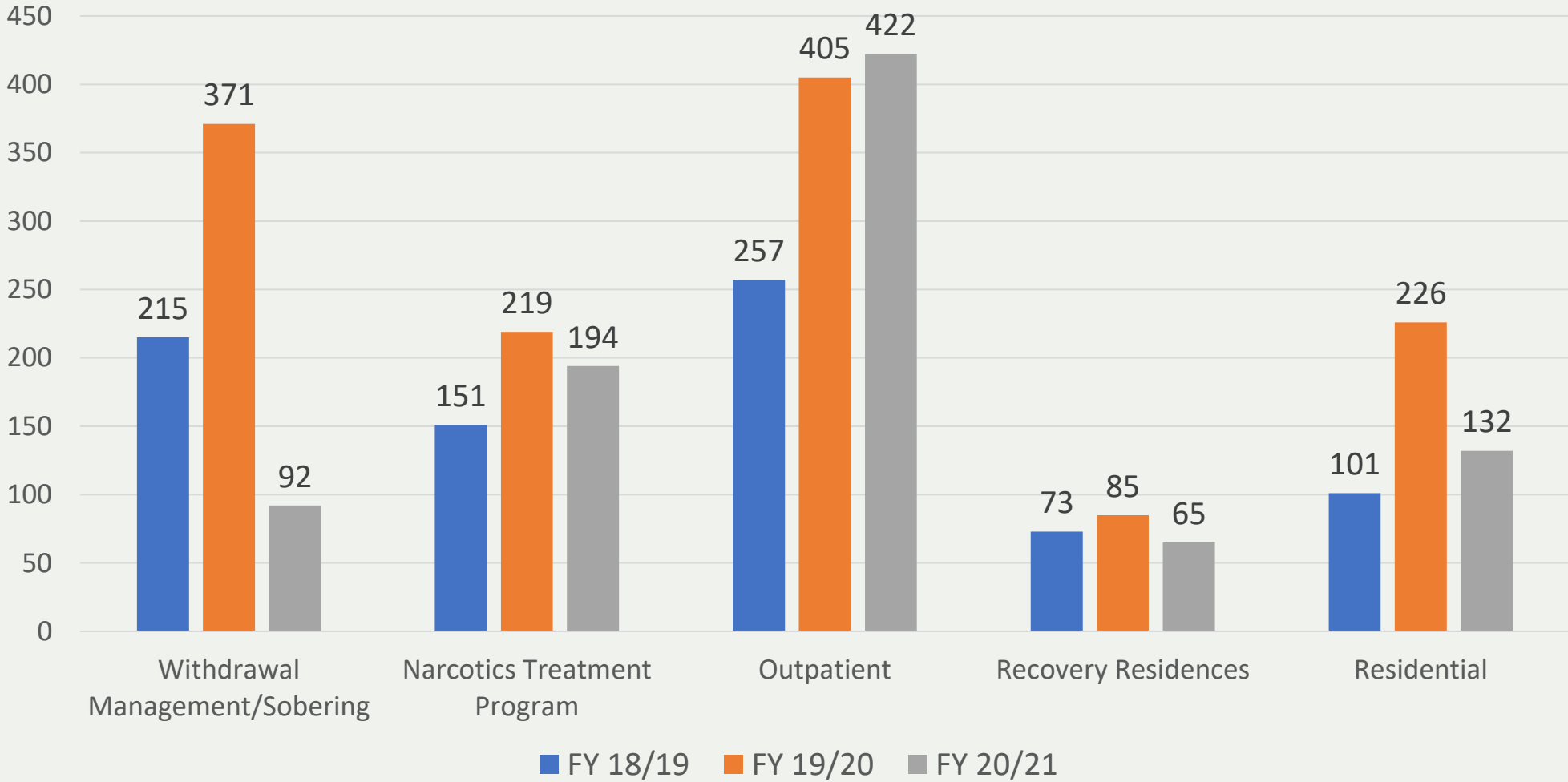
**Residential:** Intensive SUD treatment in 24-hour living support setting



# Number & Percent of Services by SUD Modality for AB 109 Clients, FY 20/21



# AB 109 Clients Served by SUD Modality FY 18/19 to FY 20/21



# ACBH AB 109 FY 20/21 Actual Costs

Service Type	Total Cost	Leveraged Revenue	CBO Cost	Government Cost
MH In Custody	4,646,240	2,148,632	0	2,497,608
MH Out of Custody	9,347,030	5,075,789	4,098,704	172,537
SUD Out of Custody	5,002,373	3,632,745	1,369,628	0
Intensive Case and Care Management	7,775,863	4,689,622	2,878,442	207,799
Training and Consultation	8,400		8,400	0
ACBH Administrative Cost	216,382			216,382
<b>Total</b>	<b>\$26,996,287</b>	<b>15,546,788</b>	<b>8,355,174</b>	<b>3,094,326</b>



# ACBH AB 109 CBO FY 20/21 Costs

Actual Cost	\$8,355,174
— Approved Funding	\$4,085,225

---

Funding Shortfall	<u>\$4,269,949</u>
-------------------	--------------------



# ACBH AB 109 CBO FY 22/23 Funding Request

FY 20/21 COLA 3.5%	\$ 142,983
FY 21/22 COLA 3.25%	\$ 132,770
<u>FY 22/23 COLA 3.0%</u>	<u>\$ 122,556</u>
Total Increase Requested	\$ 398,309

**Requested Annual Allocation**

**\$4,483,534**



**thank you.**



SERVICES FOR MENTAL HEALTH & SUBSTANCE USE DISORDERS