

Alameda County Behavioral Health Department

AB 109 Funding Recommendation Fiscal Year 2026-2027



Presented by:

Shannon Singleton-Banks, Assistant Director, Substance Use Disorder Continuum of Care

Yesenia Lott, Assistant Director- Forensic Diversion, Re-entry Services System of Care

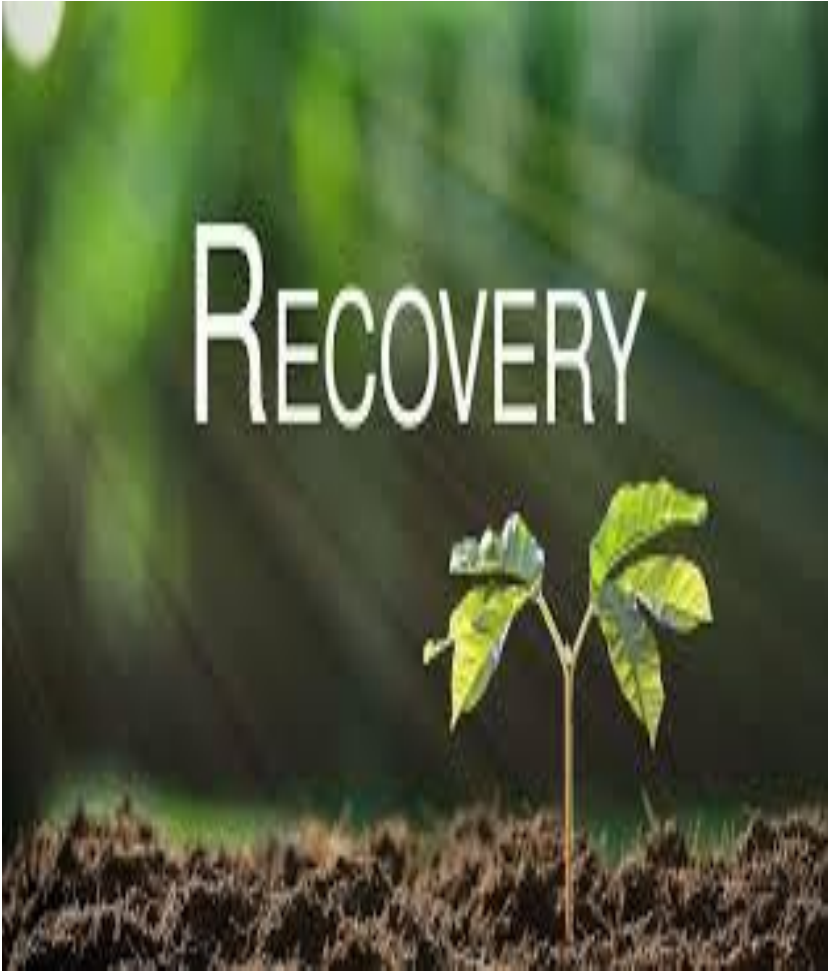
Carolyn Valrey- Fiscal and Budget Services

Alameda County Behavioral Health Community-Based MH/SUD Providers

Annual Funding Recommendations:

- Recovery Residence Services \$429,447
- Alameda County Behavioral Health Dept. (ACBHD)- \$4,943,097

Annual Funding Recommendations:



Recovery Residence Services
\$858,894



Recovery Residences Objectives

Recovery residences support clients in achieving the following goals:

Establish and sustain recovery from substance use while attaining stability.

Increase self-sufficiency and enhance overall quality of life.

Embrace a voluntarily maintained lifestyle grounded in sobriety, personal health, and personal responsibility.

The client to demonstrate no recidivism during the follow-up period of 90 days



Recovery Residences



- Recovery Residences provide a safe place that supports a client's potential for healthy sober living.
- These sober living environments support clients by providing treatment, developing a strong support system, and helping achieve full time employment.
- The residences provide 5-hours of low intensity treatment per week.
- The residences require individuals to participate in Substance Outpatient Treatment while in Placement.

Recovery Residences Services

- In FY 2024-2025 **524** clients were served by Recovery Residence Services
- **460** in FY 23-24 increase of 64 clients
- Currently **332** clients are being served, FY 25-26
- Programs target is **384** clients served per year Already on track to surpass the target deliverable



FY: 24-25 ~ 30-Day Bed Day Increments

Provider	AB109 Allocation	Bed Day Rate	Days Per Allocation	Number of 30-Day Increments	AB109 Services Provided Per Day
					Stable Sober-living Housing
CURA	\$ 171,780.00	\$ 71.15	2300	77	Employment Services
					Connection to Outpatient Services
Options	\$ 257,667.00	\$ 72.00	3579	119	Recovery Services
					Transportation Services
					Housing and Placement Services

CURA - Program Budget Summary

Personnel Costs

- Direct Client Services – \$49,679.00
- Supervisor - Other – \$24,856.00
- Admin – \$21,959.00
- Benefits – \$29,365.00

Personnel Cost Total: \$117,680.00

Operating Expenses

- Equipment, Materials & Supplies – \$2,113.00
- Food – \$2,788.00
- Training – \$645.00
- Operating Expenses – \$15,974.00
- Depreciation – \$3,383.00
- Maintenance – \$3,375.00
- Rents & Leases – \$5,868.00
- Miscellaneous – \$3,815.00
- Professional & Specialized Services – \$5,393.00
- Transportation – \$2,566.00

Total Operating Expenses: \$45,920.00

Program Total: \$171,779.00



Options - Program Budget Summary

Personnel Costs

- Direct Client Services – \$39,880.00
- Supervisor – \$1,277.00
- Admin – \$12,340.00
- Benefits – \$16,584.00

Personnel Cost Total: \$70,081.00

Operating Expenses

- Equipment, Materials & Supplies – \$2,954.00
- Food – \$3,211.00
- Training – \$1,638.00
- Operating Expenses – \$69,811.00
- Depreciation – \$22,188.00
- Maintenance – \$4,716.00
- Professional & Specialized Services – \$66,258.00
- Transportation – \$4,540.00
- Administrative Indirect Costs – \$12,270.00

Total Operating Expenses: \$187,586.00



Program Total: \$257,667.00

SUD Recovery Residence AB109 Recidivism Outcomes Summary

2024

12 - Month Comparisons

**Santa Rita Jail Bookings and Enrollment Impact
Overview**

Time Incarcerated



Jail Days (Total Time Incarcerated)

Before Admission to RR's:

➤ 8,011 jail days

After Discharge from RR's:


➤ 3,508 jail days

Change:

➤ -4,503 jail days

56% decrease

Time Incarcerated



What This Means:

- Participants spent **4,503 fewer days in jail** after completing treatment.

That is:

- More than ***half*** reduction in incarceration time
- Massive system impact
- That represents substantial avoided incarceration costs
- It reflects system-wide savings and improved stabilization outcomes

Santa Rita Jail Bookings

Jail Bookings (Number of Arrest/Booking Events)

Before Admission to RR's:

- 201 bookings

After Discharge from RR's:

- 119 bookings

Change:

- 82 bookings

41% decrease



Santa Rita Jail Bookings

What This Means:

- There were 82 fewer jail bookings in the 12 months after discharge.
- Not only are people spending less time incarcerated — they are also being booked less frequently.



Episodes with Any Jail Booking (Yes/No Recidivism Measure)

Out of 130 episodes, how many had at least one jail booking?

Before Admission:

➤ 92 episodes had a booking

After Discharge:

➤ 48 episodes had a booking

Change:

➤ **48% reduction**

What This Means:

❖ Nearly half of the episodes that previously involved jail contact no longer had any jail booking in the year after discharge.

This is our cleanest recidivism indicator.

Big Picture Impact

Across all three justice involvement measures, we see:

Jail Days - **56%** ↓

Jail Bookings - **41%** ↓

Episodes with Any Jail Booking -
48% ↓

These findings demonstrate substantial reductions in recidivism and incarceration burden following participation in recovery residence programming

This shows:

- ❖ Fewer arrests
- ❖ Shorter jail stays
- ❖ Fewer people returning to jail at all

Monitoring Strategies for SUD RR Recidivism Rates

Data Tracking, Reporting, and System Collaboration Plan

RR Recidivism Data Dashboard

- Dedicated dashboard to monitor RR recidivism rates
- Dashboard completion and go-live date: Currently
- Real-time tracking of key performance indicators



Ongoing Monitoring & System Partnerships

- Continuous monitoring of RR and SR data
- Collaboration with ACBHD ITD
- Integration with AXO SR Jail systems
- Data alignment, validation, and reporting improvements

Recovery Residences Success Stories



When I think of a success story for our AB109 clients, I think of a gentleman that has been Justice involved and using substances since 2007. He came to Options a year ago and really worked very hard at his recovery by being transparent in his groups and individual sessions.

He has expressed his gratitude to Options in words and deeds. He has volunteered after completing the program and is excited about becoming a house manager soon. He is very involved with the Narcotics Anonymous program and enjoys working with the newcomers.

As he would say, he's most proud of the ability to be present for his mother and his daughters. He spends as much time as possible with his children, ensuring they know how much he loves them. He is truly a miracle as he comes from a family of addicts and Justice involved men, he is proud to break the cycles of addiction and incarceration.

– Options Client 2025

**Alameda County Behavioral Health
Department Mental Health & Substance Use
Treatment Services**

Total Investment: \$4,943,097

ACBHD Mental Health & SUD Services

- In FY 24-25, ACBHD was able to provide **\$36.9 million of services to AB 109 clients.**
 - \$21.3 million of Medi-Cal and other revenue.
 - \$10.9 million in costs are covered by ACBHD.
 - \$4.7 million is covered by AB 109 funding.
- Renewal of the ACBHD AB 109 allocation will continue to off-set the costs and ensure AB 109 clients can continue to receive critical services.

Note: \$10.9 M in ACBHD AB109 covered costs:

\$ 7.4 million for county operated programs and staff covered by ACBHD
 \$ 3.5 million in CBO cost exceeds AB109 allocation are covered by ACBHD

AB109 related services Amount	Other Revenues (MC,DMC, FFP, SGF & MHSA)	AB109 Costs	County	CBO
36,862,400	21,305,488	15,556,912	7,339,589	8,217,323
		unfunded Probation costs		(3,509,612)
		Probation Funded costs		4,707,711

ACBHD Mental Health & SUD Services

Investment funds 89 county operated and community-based programs.
Services include:

- In-custody mental health services at Santa Rita Jail
- Community-based mental health services
- Out-of-Custody Substance Use Services
- Case and Care Management
- Crisis Services
- Psychiatric emergency in-patient services
- Crisis residential treatment programs
- Subacute treatment programs

ACBHD Mental Health & SUD Services

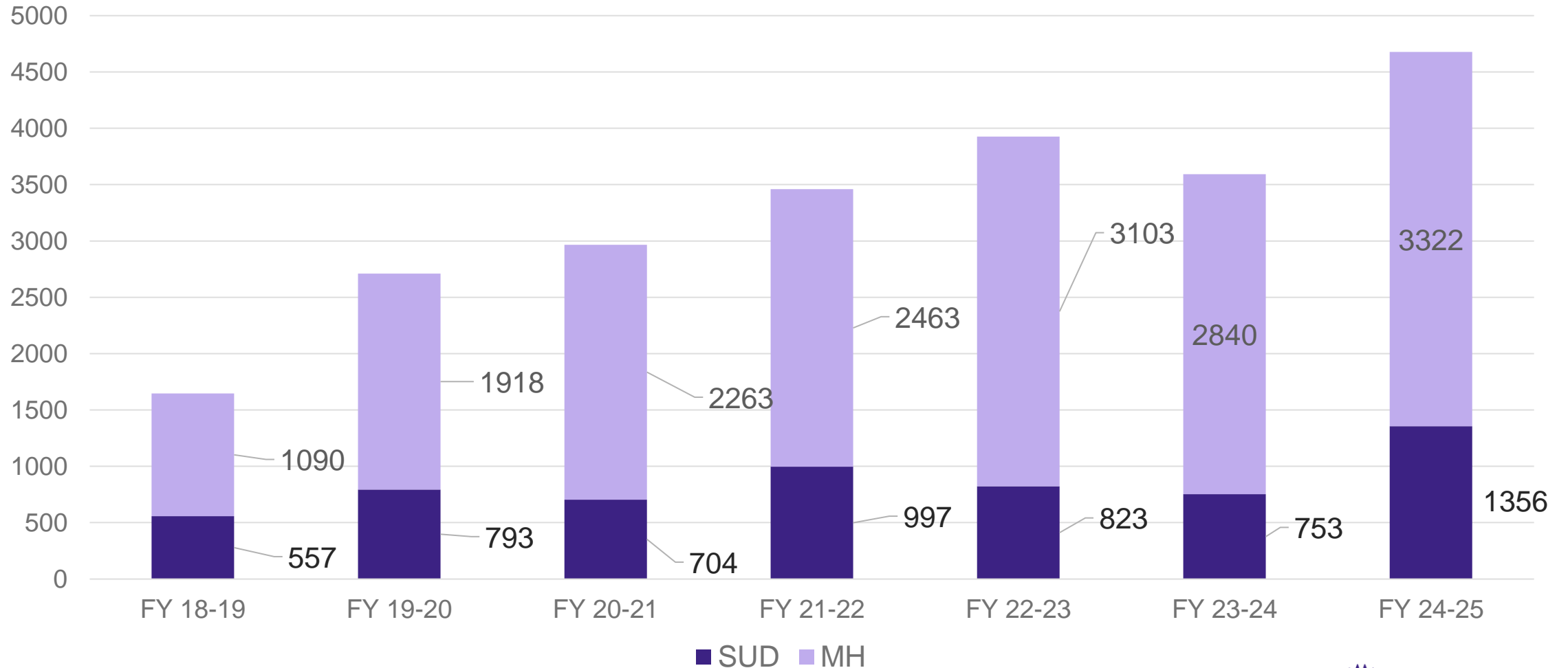
SUD specific services include:

- Withdrawal Management/Sobering Services
- Narcotics Treatment Program
- Outpatient SUD Services
- Intensive Residential SUD Treatment

ACBHD Mental Health & SUD Services

- In FY 24-25, ACBHD provided services to 3,895 AB109 clients.
- AB109 clients received 69,213 mental health service visits in FY 24-25.
- AB109 clients received 86,036 SUD visits in FY 24-25.

AB 109 Clients Receiving ACBHD Services FY 19-20 to FY 24-25



ACBHD Mental Health & SUD Outcomes

- After engaging in ACBHD mental health services, AB109 clients had substantial declines in incarcerations, and increased engagement in out-of-custody ACBHD services and non-emergency primary care.
- From **Fiscal Year 20-21 through Fiscal Year 24-25**, in the 12-months following initial **mental health visit**, there was a **15% decline in AB109 clients who were incarcerated**.

ACBHD Mental Health & SUD Outcomes

- After engaging in ACBHD SUD services, AB109 clients had substantial declines in incarcerations, and increased engagement in out-of-custody ACBHD, sobering, and non-emergency primary care services.
- From **Fiscal Year 20-21 through Fiscal Year 24-25**, in the 12-months following their initial **SUD visit**, there was a **28% decline in AB109 clients who were incarcerated**.

ACBHD Mental Health & SUD Outcomes

- In FY 24-25, ACBHD's MH/SUD programs served a total of 3,895 individuals, of which 1,522 people remained engaged in treatment for at least 90 days.
- 77% (n = 1,166) of clients who remained engaged in treatment had no further incarceration at Santa Rita Jail.

ACBHD Mental Health & SUD Outcomes

- AB109 clients connected to ACBHD intensive outpatient services (e.g., full-service partnerships or treatment teams), also have significant positive outcomes for FY 24-25:
 - **20% decrease in incarceration**
 - **11% decrease in psychiatric hospital admissions**
 - **1% decrease in days in psychiatric hospital days**
 - **29% increase in primary care physical exams**

THANK YOU



**Behavioral Health
Department**
Alameda County Health

